



HYDRA GOLIATH

Uncompromised power, instant drive



HYDRA GOLIATH

Advanced, high quality, smart commercial charger.

The Hydra Goliath Rapid DC Charger has been designed to distribute load-balanced and rapid charging for up to three electric vehicles simultaneously.

- ✔ Ultra-rapid charging
- ✔ Available with Cable Management System option
- ✔ 10.1" Touchscreen – easy to operate
- ✔ Flexible e-POS contactless payment device options
- ✔ Available with Cable Management System



The Goliath comes in two main models, 2 X CCS2 or 3 X CCS2 with varying power modules providing up to 300kW.





PRODUCT FEATURES



RCD Protection

Need confirmation



Integrated Protections

Over current, Under voltage, Over voltage, Residual current, Surge protection, Short circuit, Over temperature, Ground fault




Earthing Arrangement

Earthing Rod



Connectivity

Ethernet/4G/ Built-in RFID reader/ POS / OCPP 1.6J



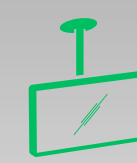
LCD Display

High definition industrial touch screen




Load Balancing

Controlled by the platform through a monitoring device.



Mounting

Floor mounted



Protection (Enclosure)

IP55



Cooling Method

Smart air cooling with a built in fan



Type of Connection

3P+N+PE

Gauge dependent on calculation



SPECIFICATIONS

- **Nominal Supply:** 400V AC±10%
- **Adjustable power:** Power can be freely adjusted via screen
- **Installation network:** TN, IT, and TT
- **Installation:** Indoor / Outdoor
- **Certification:** EN IEC 62196,61851
- **Energy Meter:** 2 X MID Certified Meter
- **Status Indication:** Multicoloured LED Stripe
- **Input supply:** 1 X 3P+N+PE cable
- **Working Temperature:** -30 to 50 celsius



Connection type	DC Charging output (s)	Input Supply (s)	Product Code
-----------------	------------------------	------------------	--------------

Three Phase Units

2x CCS2 charging cables

Please see below:

1x Three Phase cable 400V AC (±10 %) 50/60Hz

HG-##-DC (##=Model Power)
E.g.: HG-60-DC

The Hydra Goliath 3 connector model is available upon request

Model Power	60kW	90kW	120kW	150kW	180kW	240kW	300kW
Input Amp (AC)	92A	137A	183A	228A	274A	365A	456A
Output Amp (DC) max per connector*	150A	200A	200A	250A	275A	300A	375A
Output Amp (DC) max total available across the charger	200A	300A	400A	500A	600A	800A	1000A
Output Power max (Calculated @400V**)	60kW (1 EV) 30kW (2 EV)	80kW (1 EV) 45kW (2 EV)	80kW (1 EV) 60kW (2 EV)	100kW (1 EV) 75kW (2 EV)	110kW (1 EV) 90kW (2 EV)	120kW (1 EV) 120kW (2 EV)	150kW (1 EV) 100kW (2 EV)
Dimensions (mm)	670 X 480 X 1600	800 X 603 X 1854					1050 X 800 X 1905

*Higher amps output connectors are available on upon requests

**** Calculations based on UK average vehicle voltage. Vehicle voltage will vary between brands, please check what voltage your vehicle can take. Total output kW can be higher or lower than what is listed above.**



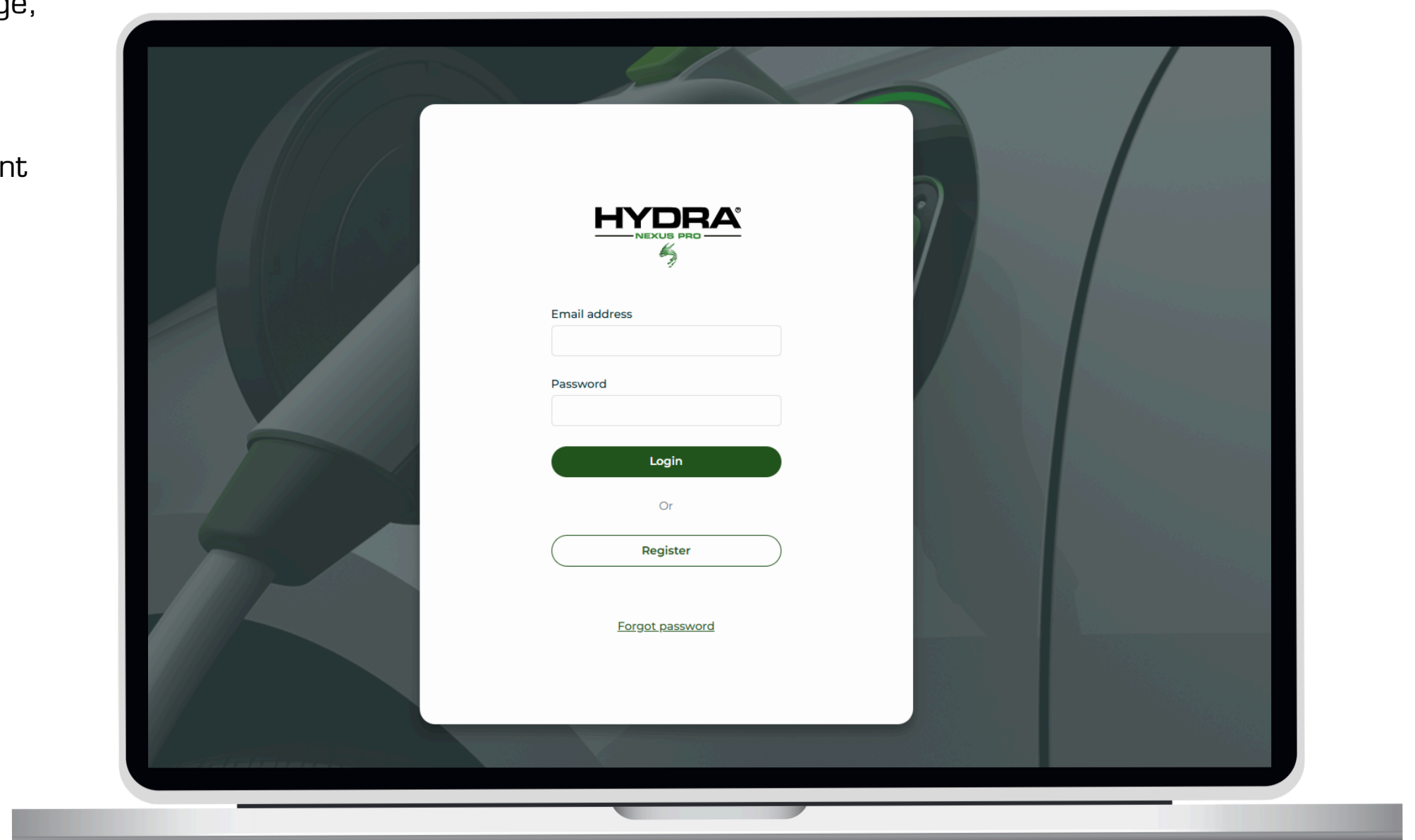
HYDRA NEXUS CLOUD PRO PLATFORM



The Hydra Nexus Cloud Pro platform allows for management of all of your commercial chargers. This allows you to monitor usage, bill users and keep track of revenue.

You can also create specific tariffs for FREE/cheaper charging to benefit different users.

- RFID activation
- View charging in real time
- Multi-user access
- Usage analytics
- QR code activation
- Optional contactless payment device available
- Can be used for public or private chargers





t: 01268 205 121
e: sales@hydraev.co.uk
www.hydraev.co.uk

